

Keeping safe with...



My name _____


My school _____



Tyne & Wear Metropolitan Fire Brigade
Fire Safety Book

Fire Risks

Look at the picture of the kitchen. Can you help **FIREFIGHTER FRED** spot the dangerous things? Put a circle around all the dangers and colour in the picture.



FIREFIGHTER FRED says "be safe"


Stay Safe

Fires...



Never play with matches or lighters.

Cookers...



Never play next to the ironing board.

Matches and Lighters...



Never play near cookers.

Irons...



Hot water and steam can burn you.

Kettles...



Do not put anything in front of fires.

FIREFIGHTER FRED wants you to know how to stay safe and stop fires. **FRED** says if everyone was more careful there would be less accidents. Here are some pictures of things which can hurt us. Match the picture to the writing by colouring them both in the same colour.

FIREFIGHTER FRED says "be safe"



Never play with FIRE



FIREFIGHTER FRED wants all children to know it is dangerous to play with matches and lighters. Can you help him by making a poster? It should tell children not to play with matches and lighters because they are dangerous.



FIREFIGHTER FRED says "be safe"

Is it Safe?

Can you fill in the missing words...

Matches _____ do not touch,
they can _____ you very _____



Can you help FIREFIGHTER FRED
make up a second verse.

Choose the words
from this list

much

hurt

lighters

FIREFIGHTER FRED wants you to be safe.

Can you decide what is safe to play with and what is dangerous? Write the words in the correct boxes.



Matches



Teddy



Lighter





Ball



Candle



Bicycle

Safe 	Dangerous 

FIREFIGHTER FRED says "be safe"



Early Warning

**FIREFIGHTER
FRED** says...



A dangerous thing about fire is that often we do not know it is happening. If we have smoke alarms in our houses we will be warned that there is a fire.

Do you know what a smoke alarm is? To remind you about smoke alarms fill in the missing words.

smoke

noise

escape

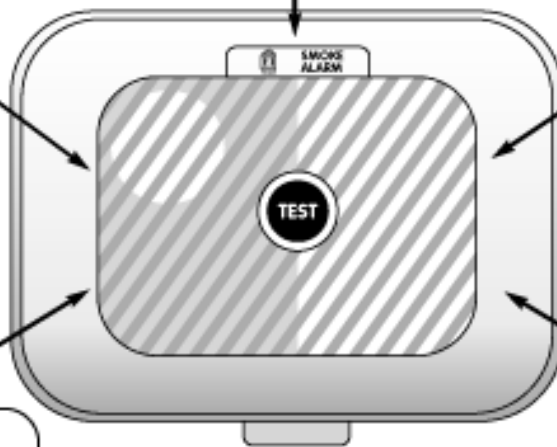
tested

fire

Warns us that there is a **f**_____

Makes a loud **n**_____

Should be **t**_____ every month



Is set off by **s**_____

Helps us **e**_____ from fires.



Family Activity



Remember to test your smoke alarms every month. Mark your calendar every month like this

December

	1	2	3	4
5	6	7	8	
10	11	12	13	
14				



FIREFIGHTER FRED says "be safe"

Escape!

FIREFIGHTER FRED says if you have a fire in your home, you need to know what to do. Can you fill in the boxes with words and pictures to make a fire plan for your family.



1.



FIRE!

S h o u t!

2.

3.

4.

Get out!

Get the fire brigade out!

Stay out!


FIREFIGHTER FRED says "be safe"



A firefighter's uniform



This firefighter works with **FRED**, her name is **FIREFIGHTER FREDA**. Label and colour her uniform.



visor

fire boots

hose

gloves

helmet

leggings

tunic



FIREFIGHTER FREDA says "be safe"

A firefighter's uniform

Now you know what a firefighter wears, can you work out why they wear it? Next to each piece of uniform, choose words to describe it, and draw the part of the body it protects.



Helmet



Visor



Gloves



Boots



Tunic



Leggings

hard

smooth

shiny

heavy

soft

clear


light

FIREFIGHTER FRED says "be safe"



Colour the picture

Colour the picture using the colour table, finish the sums to find the correct colour.



FIREFIGHTER FRED'S COLOUR TABLE
















- 5 - Orange
- 6 - Red
- 7 - Yellow
- 8 - Green
- 9 - Blue
- 10 - Light Blue
- 11 - Grey
- 12 - Black



FIREFIGHTER FRED says "be safe"

Tell the story

Using the words at the bottom of the page.

One day  was cooking chips on the  when the  rang. He went to talk to  . Suddenly he saw  . He quickly got the  and went outside. He went to the  and rang for the  . Soon the  came. They put a damp  over the  and put out the  .  thanked the  and the  went away.


dad telephone neighbour firefighters chip pan
cooker granny children fire engine teatowel fire

FIREFIGHTER FRED says "be safe"




STOP-DROP-ROLL

If your clothes catch fire, remember...



STOP!

Don't run – it will
make the fire worse!
Protect your face



DROP!

Get down onto
the floor!



ROLL!

With your arms above your
head, roll over and over –
this will put out the flames!



Practise STOP - DROP - ROLL,
so that you won't panic if your clothes ever catch fire.